

Aarde Steen


- Expansive range of cool and warm tones
- Suitable for both floor & wall applications
- Frost-proof




GRESTEC.CO.UK / 0345 130 2241




RMVN35808
LRV: 55



RMVN35800
LRV: 33




RMVN35801
LRV: 19



RMVN35802
LRV: 13




RMVN35803
LRV: 7




RMVN35807
LRV: 7



RMVN35806
LRV: 14



RMVN35805
LRV: 19

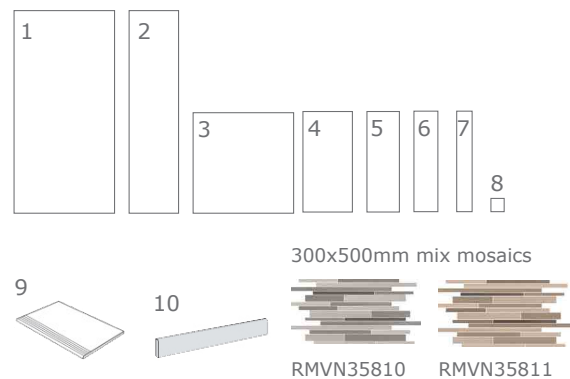


RMVN35809
LRV: 48



RMVN35804
LRV: 34

	SIZES (MM)	THICKNESS	FINISHES
1	600x1200	11MM	MATT (R10) / PTV L ●
2	300x1200	11MM	MATT (R10) / PTV L ●
3	600x600	11MM	MATT (R10) / PTV L ●
4	300x600	11MM	MATT (R10) / PTV L ●
5	200x600	11MM	MATT (R10) / PTV L ●
6	150x600	11MM	MATT (R10) / PTV L ●
7	100x600	11MM	MATT (R10) / PTV L ●
8	75x75	11MM	MATT (R10) / PTV L ●
9	300x1200 STEPTREAD	11MM	MATT (R10) / PTV L ●
10	75x600 SKIRTING	11MM	MATT / PTV L ●



PTV & LRV VALUES VARY BATCH TO BATCH PLEASE CONTACT FOR ADVICE. PRINT COLOURS MAY VARY, PLEASE REQUEST SAMPLES.

FIND US ON:

TECHNICAL SPECIFICATION

TECHNICAL CHARACTERISTIC	STANDARD	AVERAGE VALUES
Water absorption	ISO 10545-3	Conforms
Sizes	ISO 10545-2	± 0.6 % Length and width ± 5 % Thickness ± 0.5 % Linearity ± 0.6 % Wedging ± 0.5 % Warpage
Bending strength	ISO 10545-4	Conforms
Deep abrasion resistance	ISO 10545-6	Conforms
Coefficient of linear thermal expansion	ISO 10545-8	Testing method available
Resistance to thermal shock	ISO 10545-9	Testing method available
Frost resistance	ISO 10545-12	Conforms
Resistance to chemical products	ISO 10545-13	Resistant
Resistance of colour to light	ISO 10545-16	No change
Slip resistance (Shod)	DIN 51130	Natural - R10
Pendulum test	-	PTV L ● (Low slip potential)

CLEANING + MAINTENANCE ADVICE

INITIAL WASHING

The initial washing is fundamental for good treatment results. The initial washing is aimed at removing any laying residues and building grime.

Product	Deterdek (1:5 diluted in water)
Coverage	Deterdek (5 l per 100m ²)
Equipment	Single-disc professional floor cleaner, liquid vacuum cleaner and cloth
Procedure	<ul style="list-style-type: none"> • After the floor is swept and soaked with water, spread the diluted Deterdek onto the floor. • Then scour with single-disc professional cleaner • Vacuum the residue, rinse the floor well and then mop with a liquid vacuum cleaner or a cloth.

ROUTINE MAINTENANCE

The aim of the routine maintenance is to remove dirt and scuff marks. Must be carried out regularly.

Product	Filacleaner (Diluted 1:50 in warm water)
Equipment	Cloth or mop (For large areas the use of a cleaning machine is recommended)
Procedure	<ul style="list-style-type: none"> • Dilute Filacleaner in warm water • Wipe a cloth wet with the solution over the floor • Rinse the floor in case of concentrated solutions of Filacleaner

SPECIAL MAINTENANCE

Special maintenance is carried out in case of very stubborn dirt, when the routine maintenance is not enough to restore the original look of the surface.

Product	Fila PS/87 (1:5 diluted in water)
Coverage	5 l per 100m ² (when diluted 1:5)
Procedure	<ul style="list-style-type: none"> • Dilute Fila PS/87 in 1:5 in water • Apply to the floor previously soaked with water and leave for a few minutes • Scrub with a single disc professional cleaner • Mop up residue with a liquid vacuum cleaner or cloth